

LEXCO**Lexco Cable Manufacturing**

7320 W. Agatite Ave,







Norridge, IL 60706







Toll Free: 1-800-626-6556**Phone 1:** 1-773-588-8890**Phone 2:** 1-708-697-7310**Email:** Sales@LexcoCable.com**Website:** www.lexcocable.com**QUICK LINKS - STAINLESS STEEL**






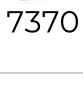

These stainless steel quick links are used to be installed at the end of wire rope and aircraft cable assemblies.
















1

Item #	Name	Size	Length (in)	Height	Jaw Opening	WLL (lbs)	Wt/100 pcs (lbs)	Image
7350-1/8ST	SS T316	1/8"	1-3/8"	N/A	3/16"	100	1.75	 7350
7350ST-5/32	SS T316	5/32"	1-9/16"	N/A	7/32"	154	2.5	 7350
7350-3/16ST	SS T316	3/16"	1-7/8"	N/A	1/4"	374	4.5	 7350
7350ST-1/4	SS T316	1/4"	2-1/4"	N/A	9/32"	552	8	 7350
7350ST-5/16	SS T316	5/16"	2-15/16"	N/A	3/8"	1410	17	 7350
7350ST-3/8	SS T316	3/8"	3-1/8"	N/A	7/16"	1590	23	 7350

Item #	Name	Size	Length (in)	Height	Jaw Opening	WLL (lbs)	Wt/100 pcs (lbs)	Image
7350ST-1/2	SS T316	1/2"	4-1/8"	N/A	19/32"	2560	51	 7350
7351S-1/8	SS T316 Wide Jaw	1/8"	1-13/16"	N/A	3/8"	440	2.5	 7351
7351S-3/16	SS T316 Wide Jaw	3/16"	2-7/16"	N/A	1/2"	880	6	 7351
7351S-1/4	SS T316 Wide Jaw	1/4"	2-3/4"	N/A	9/16"	1280	10	 7351
7351S-5/16	SS T316 Wide Jaw	5/16"	3-7/16"	N/A	11/16"	2160	22	 7351
7351S-3/8	SS T316 Wide Jaw	3/8"	3-3/4"	N/A	3/4"	2755	29	 7351
7351S-1/2	SS T316 Wide Jaw	1/2"	4-7/8"	N/A	15/16"	4850	65	 7351
7351S-9/16	SS T316 Wide Jaw	9/16"	5-9/16"	N/A	1-1/16"	6835	101	 7351
7351S-5/8	SS T316 Wide Jaw	5/8"	6-5/16"	N/A	1-1/8"	8820	153	 7351
7360S-1/8	SS T316 Delta Shaped	1/8"	1-1/4"	1-7/16"	3/16"	330	2.25	 7360
7360S-3/16	SS T316 Delta Shaped	3/16"	1-9/16"	1-7/8"	1/4"	715	2.5	 7360
7360S-1/4	SS T316 Delta Shaped	1/4"	1-7/8"	2-3/16"	9/32"	990	9.5	 7360
7360S-5/16	SS T316 Delta Shaped	5/16"	2-3/16"	2-7/8"	13/32"	1695	21	 7360

Item #	Name	Size	Length (in)	Height	Jaw Opening	WLL (lbs)	Wt/100 pcs (lbs)	Image
7360S-3/8	SS T316 Delta Shaped	3/8"	2-3/8"	3-1/8"	7/16"	2160	27	 7360
7360S-1/2	SS T316 Delta Shaped	1/2"	2-15/16"	4-1/8"	19/32"	3860	62	 7360
7360S-9/16	SS T316 Delta Shaped	9/16"	3-3/8"	4-13/16"	21/32"	5400	98	 7360
7360S-5/8	SS T316 Delta Shaped	5/8"	3-11/16"	5-7/16"	3/4"	6945	149	 7360
7370S-1/8	SS T316 Pear Shaped	1/8"	2-1/16"	1-5/64"	3/8"	285	3	 7370
7370S-3/16	SS T316 Pear Shaped	3/16"	2-3/4"	1-15/32"	1/2"	595	7	 7370
7370S-1/4	SS T316 Pear Shaped	1/4"	3-3/16"	1-11/16"	9/16"	880	12	 7370
7370S-5/16	SS T316 Pear Shaped	5/16"	3-15/16"	2"	11/16"	1455	26	 7370
7370S-3/8	SS T316 Pear Shaped	3/8"	4-1/4"	2-1/4"	3/4"	1850	34	 7370
7370S-1/2	SS T316 Pear Shaped	1/2"	5-9/16"	3"	15/16"	3305	78	 7370
7370S-9/16	SS T316 Pear Shaped	9/16"	6-3/16"	3-5/16"	1-1/16"	4630	116	 7370

Item #	Name	Size	Length (in)	Height	Jaw Opening	WLL (lbs)	Wt/100 pcs (lbs)	Image
7380S-7/64	SS T316 Square Shaped	7/64"	15/16"	11/16"	5/32"	85	2	 7380
7380S-1/8	SS T316 Square Shaped	1/8"	1-1/16"	7/8"	3/16"	155	2.25	 7380
7380S-5/32	SS T316 Square Shaped	5/32"	1-1/4"	1"	7/32"	220	3.5	 7380
7380S-3/16	SS T316 Square Shaped	3/16"	1-1/2"	1-1/8"	1/4"	330	6	 7380
7380S-1/4	SS T316 Square Shaped	1/4"	1-11/16"	1-1/4"	9/32"	550	10	 7380
7380S-9/32	SS T316 Square Shaped	9/32"	1-15/16"	1-5/16"	11/32"	880	15	 7380
7380S-5/16	SS T316 Square Shaped	5/16"	2-3/32"	1-7/16"	3/8"	1210	21	 7380
7380S-3/8	SS T316 Square Shaped	3/8"	2-3/8"	1-9/16"	7/16"	1540	28	 7380
7380S-7/16	SS T316 Square Shaped	7/16"	2-11/16"	1-11/16"	15/32"	1985	37	 7380
7380S-1/2	SS T316 Square Shaped	1/2"	3-1/16"	1-15/16"	9/16"	2425	62	 7380
7380S-9/16	SS T316 Square Shaped	9/16"	3-1/2"	2-1/4"	11/16"	3970	98	 7380

Item #	Name	Size	Length (in)	Height	Jaw Opening	WLL (lbs)	Wt/100 pcs (lbs)	Image
7380S-5/8	SS T316 Square Shaped	5/8"	4-1/16"	2-1/2"	3/4"	4850	152	 7380
D31-8	SS T316	5/16"	3-7/8"	1"	3/8"	440	24	 D31-8-9-10-13
D31-9	SS T316	5/16"	5-1/8"	1-3/8"	3/4"	440	31	 D31-8-9-10-13
D31-10	SS T316	3/8"	5-1/4"	1-3/8"	3/4"	660	44	 D31-8-9-10-13
D31-13	SS T316	1/2"	5-1/2"	1-3/8"	3/4"	880	61	 D31-8-9-10-13