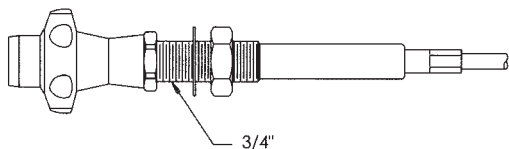


Control Heads Commercial

Factory assembled, trim-to-length, with stainless steel solid wire innermember. Up to 3" travel, 5" minimum bend radius and 20 lb pull load rating.

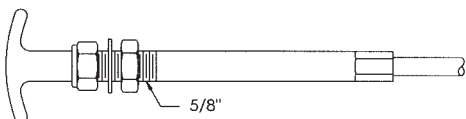
Micro Adjust

Part No. 29V00-L (without Friction Lock)
Part No. 29V000F-L (with Friction Lock)



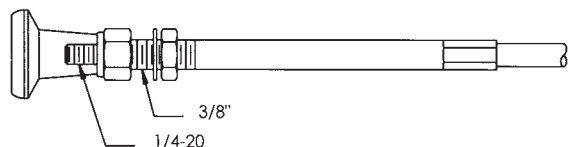
Twist Lock

Part No. 59V00-L



Non Lock (shown with 306 knob)

Part No. 79V00-L



Twist-On Conduit Ends

(Standard for Control Heads on left)
Part No. 161-775 (3/8" Dia.)



Optional for Control Heads on left

3/8-24 UNF, Part No. 161-581



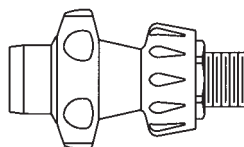
Optional for Control Heads on left

3/8" Dia., Part No. 161-579



Friction Lock Kit

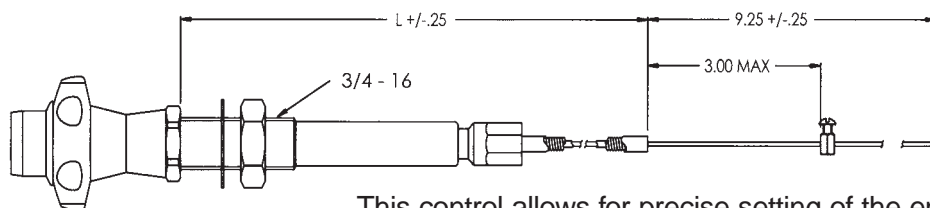
Part No. 165-510-215



For part number 29V00. Includes adjustment ring and compression washer.

Truck Throttle Control

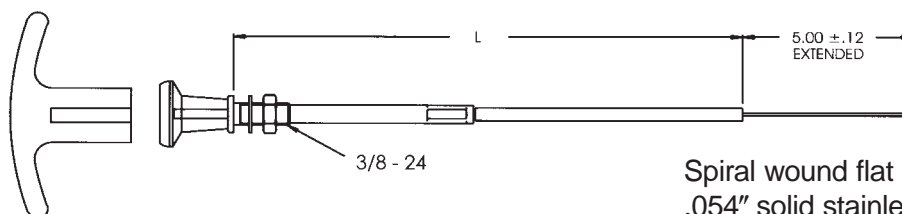
Part No. 286-009-L ("L" = Length)



This control allows for precise setting of the engine RPM when the PTO is engaged or as a manual control of the idle position during engine warm up (Friction Lock optional).

Non-Locking, Non-Rotating Control Head

Part No. 165-437-L Black Knob ("L" = Length), Part No. 165-438-L Black T-Handle ("L" = Length)



Spiral wound flat wire conduit
.054" solid stainless innermember